

## 2.4 Putting together a Class Magazine



You must have seen that many people read magazines. Many of them are for grown-up people, but some of them are also for children. But, instead of buying a magazine from a shop, would you like to make your own magazine? Read to find out how Tara and her friends prepare the magazine of their class.

Collect specimens of children's magazines, and children's sections in other periodicals, newspapers, etc. See which of the following materials are included in the magazines.

- stories
- poems
- word puzzles
- picture puzzles
- riddles
- craft ideas
- informative articles
- jokes
- board games
- photographs
- quizzes
- recipes
- tips on how to study
- interviews
- plays
- news items
- collection of interesting facts
- picture stories
- friendly advice
- other type of materials

**Warming  
up!**



- Which of these do you like to read the most? Collect specimens of three of your favourite materials.
- Collect one specimen of each of the above as a class project.

Tara and friends are busy producing their 'Class Magazine'. Many children have sent their contributions to the magazine. Others have helped to write it in a beautiful hand and decorate it with colours, photos, pictures and designs. They want to display it on the classroom walls in the form of a collage. That is why they have cut out pieces of the articles. They will arrange them on coloured paper with appropriate illustrations. But sadly, the pieces have all got mixed up. Can you help Tara to sort out the pieces?

## Paper Penguin

I've been getting so much homework that I barely have time to play. What should I do?

- Needy Student

## Green Chutney

Cut out a head and body shape and two wings from black craft paper.

Draw a proper background to show the sky and the ice.

Paste the different parts together on card paper.

Ingredients : A medium piece of coconut, 2 green chillies, coriander leaves, salt to taste and a 1/2 spoonful of sugar.

### Method :

1. Wash the guava and cut it into big pieces.
2. Put all the ingredients in a glass bowl.
3. Sprinkle chat masala and mix the ingredients well.

## Fruit Chat

To give yourself the most time to play, it's important to use your time wisely. If you're given time to do your homework during school hours, try your best to finish it as much as you can

- Didi.

Decorate it with coloured paper, markers and stickers.

My best friend and I are no longer friends, and I lost another friendship a few months ago. I don't want to lose more friendships.

- Needy Friend

Teacher : Jay, why are you doing your math multiplication on the floor?

The names of the sections of the magazine are given in blue boxes below. Find the names of the items and the remaining pieces from those shown on the board. Put them in a proper sequence.

Laughter in the Classroom

Craft Corner

Advice for Friends in Need

Mouth-watering Recipes for Hungry Kids

Getting so much home work!

On losing friendships...

Talk to your friends about what you feel. Your parents know you well and are also likely to know your friends. They may tell you what you should do  
- Didi

Ingredients :1 big guava, 1 big piece of papaya, 1 big slice of pineapple, sweet lemon segments, lemon juice-1 teaspoon, 1 tablespoon of pomegranate seeds, chat masala, salt to taste.

Jay : That depends on how many people are standing there in the yard.

Put all the ingredients together and grind them in a mixer or on the grinding stone.

Jay studies Maths-1

Cut out a beak, a hat, a bow tie, and feet from different coloured craft paper.

Teacher : Jay, how many feet are there in a yard?

Jay studies Maths-2

Jay : You told me to do it without using the tables.

1. Wash the chillies and coriander leaves.
2. Cut the coconut into pieces.
3. Add salt and sugar.



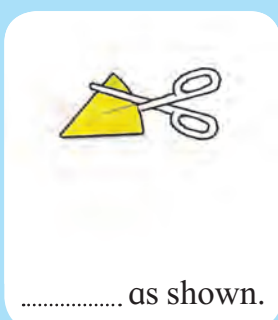
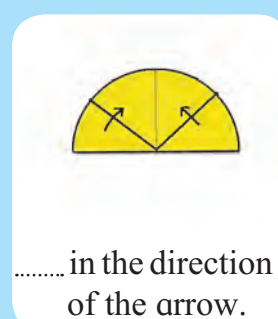


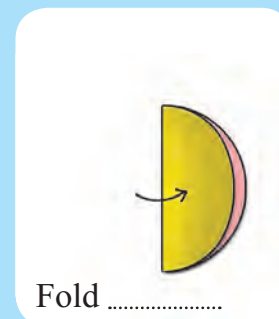


Have you helped Tara and friends to clear the confusion? Now plan a Class Magazine for your own class. You may add other interesting sections to it. All the friends and especially Tara would love to read your Magazine. If you want the others to read it, be sure to add interesting stuff.



## ENGLISH WORKSHOP

1. Write to a friend, cousin or relative about a problem that you have to face. Ask for his/her advice.
2. Activity : **Pretty Paper Birds**

Look at the pictures given below. Write the instructions for making this pretty paper bird using the clues given with the pictures.



2. Write instructions for making a paper article of your choice. For example, a pin-wheel or a boat or a mask. You may find some of the words / phrases given here useful : fold, turn, join, crease, upward, downward, upside down, right side up, middle, sides, corner, half, quarter, etc.

## Language Study

You have seen last year that there are four types of sentences - statements, questions, commands and exclamations. Some sentences contain negative words like not, no, never and have a negative meaning.

- Can you turn the following commands / orders into negative ones?

Example : Put all the ingredients together.

Negative : Don't put all the ingredients together.

- Fold the paper in half again.
  - Wash the guava.
  - Mix the ingredients.
  - Grind them in a mixer.
- Can you turn the following negative statements into positive (affirmative) ones?

Example : I cannot understand.

Positive : I can understand.

- I do not like that music at my dinner.
  - The other did not know what to do. (Use 'knew'.)
  - Travelling from China to India was not an easy task.
  - It made no difference to us. (Use 'a difference')
  - Never trust a friend who deserts you at a pinch.
- Can you make the statements positive without changing the meaning? What do you have to do? Can all the above sentences be rewritten in this way? Discuss. Write down any two sentences you could rewrite without changing the meaning.

### TOW

#### Two minutes of Oral Work

Think of as many commands as possible within two minutes, that begin with the following verbs.

- cross
- help
- wash
- study
- take

### TOW

#### Two minutes of Oral Work

Think of as many negative words as possible within two minutes.

Example - no one.

