

# Maharashtra Board Class 10 My English Coursebook Solutions Chapter 2.6 World Heritage

---

English Workshop:

1. Write the importance of the years given below, with reference to World Heritage Sites.

Question 1.

Write the importance of the years given below, with reference to World Heritage Sites.

Year	Importance
1959	.....
1965	.....
1968	.....
1972	.....
2009	.....

Answer:

Year	Importance
1959	UNESCO launched an International campaign to protect temples and artifacts.
1965	White House Conference in United States called for a 'World Heritage Trust'.
1968	The International Union for Conservation of Nature similar goals and presented them at the United Nations Conference on Human Environment.
1972	The Convention Concerning the Protection of World Cultural and Natural Heritage was adopted by UNESCO's General Conference.
2009	890 World Heritage Sites were located in 148 countries.

2. Name the following.

Question 1.

- (a) The country where Mount Huangshan is situated .....
- (b) The famous dam in Egypt on River Nile .....
- (c) The place where the conference based on Human Environment was held .....
- (d) The country in which the highest number of World Heritage Sites are .....
- (e) The body which can exclude a site from World Heritage list .....

Answer:

- (a) The country where Mount Huangshan is situated in – China
- (b) The famous dam in Egypt on River Nile – Anwan High Dam
- (c) The place where the conference based on Human Environment was held – Stockholm, Sweden.
- (d) The country in which the highest number of World Heritage Sites are – Italy
- (e) The body which can exclude a site from World Heritage list – World Heritage Committee.

3. Complete the following sentences.

Question 1.

Complete the following sentences.

- (a) The World Heritage Sites include .....
- (b) There are around ..... World Heritage Sites in the world.
- (c) The Role of World Heritage Committee is .....
- (d) The tenure of World Heritage Committee is .....
- (e) We can get more information about World Heritage Sites from its .....

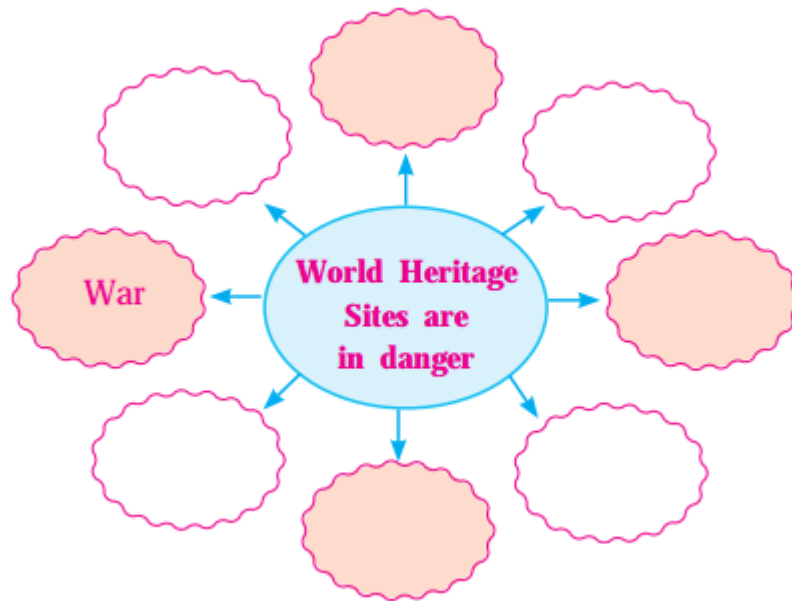
Answer:

- (a) The World Heritage Sites include cultural and natural areas.
- (b) There are around 890 World Heritage Sites in the world.
- (c) The Role of World Heritage Committee is to be responsible for establishing which sites will be listed as a UNESCO World heritage site.
- (d) The tenure of World Heritage Committee is six years.
- (e) We can get more information about World Heritage Sites from its website at [whc.unesco.org](http://whc.unesco.org).

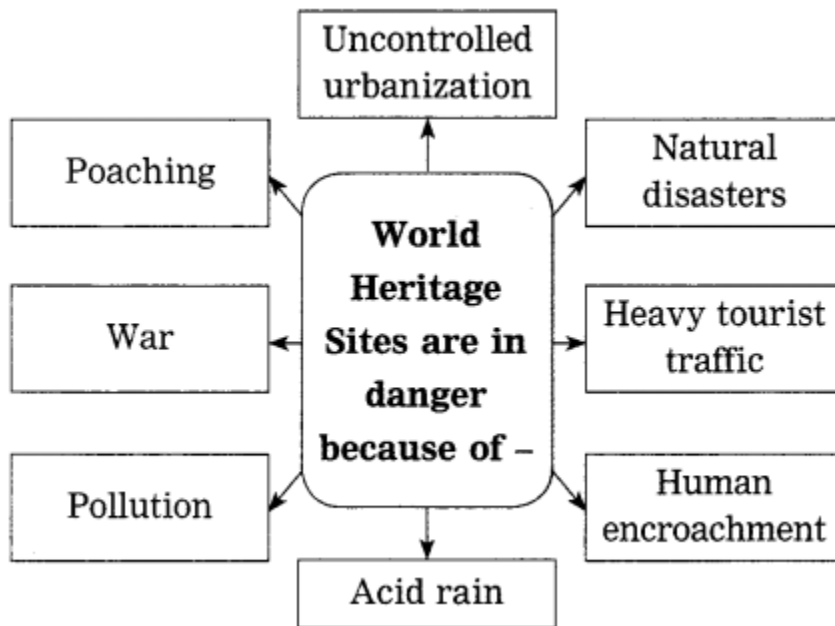
4. Complete the following Web by giving reasons why World Heritage Sites are in danger.

Question 1.

Complete the following Web by giving reasons why World Heritage Sites are in danger.



Answer:



5. Answer in your own words:

Question a.

What are our duties towards preservation of any historical site?

Answer:

Historical sites like forts, monuments, palaces, etc. are our national heritage. They have stood all the vagaries of time and weather and are on the verge of losing their splendour. It is our duty to preserve them carefully. When you visit these places don't spoil their beauty and grandeur by scratching, writing and carving names and making them look ugly and dirty. We

must renovate them with the help of the residence in the area or NGOs. We should persuade and insist the government to take complete responsibility of preserving them as their foremost duty.

Question b.

Why should we preserve the World Heritage Sites?

Answer:

Our ancestors all over the world have bestowed upon us the spectacular, wonderful monuments, structures and sculptures, etc. They are the wonders of arts and architectures. The whole world feels proud of these ancestral treasures. They remind us of the past glory, art, culture and great, glorious memorials. They will continue to inspire us and give knowledge of patient and prolonged human endeavours such as the Taj Mahal, Ajanta Caves, Pyramids, China's Great Wall and many other majestic structures. So, we must preserve them with utmost care.

Question c.

What is the role of World Heritage Sites in promoting tourism in any country?

Answer:

The 'World Heritage Sites' plays a very important role in promoting tourism in countries like India. The organisation is responsible, with the country's contribution, for preserving the site and if required restore it, providing funds. If the site retains its original grandeur, splendour and beauty, flocks of passionate tourists from all over the world are sure to visit the site. Naturally, tourism of the site will flourish and it also will provide employment.

6. Read the following duties towards preservation of any historical site and make sentences about each of our duties.

- Obey rules and regulations – Visitors must obey the rules and regulations, displayed at the Entrance.
- Maintain discipline and order
- Maintain cleanliness
- Use dustbins and garbage bags
- Observe silence
- Maintain environmental safety
- Protect our country's history/heritage.

Question 1.

Read the following duties towards preservation of any historical site and make sentences about each of our duties.

- Obey rules and regulations – Visitors must obey the rules and regulations, displayed at the Entrance.

- Maintain discipline and order
- Maintain cleanliness
- Use dustbins and garbage bags
- Observe silence
- Maintain environmental safety
- Protect our country's history/heritage.

Answer:

- Obey rules and regulations – Visitors must obey the rules and regulations, displayed at the Entrance.
- Maintain discipline and order – All visitors must maintain discipline and order in the place.
- Maintain cleanliness – They should maintain cleanliness in the area.
- Use dustbins and garbage bags – They must use dustbins and garbage bags for throwing leftovers.
- Observe silence – Visitors must observe complete silence at the site.
- Maintain environmental safety – They should maintain environment safety for their own safety.
- Protect our country's history/heritage – It is our duty to protect our countries historical heritage.

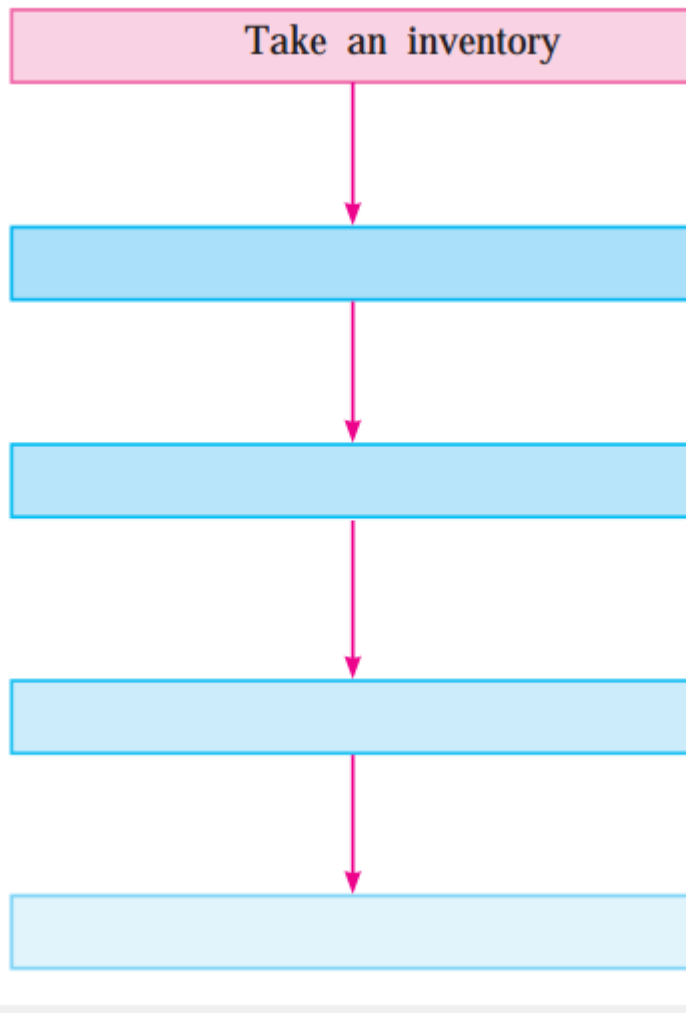
7. Complete the following flow – chart by choosing from the options given below to show how any site of any country can become a World Heritage Site.

Question 1.

Complete the following flow – chart by choosing from the options given below to show how any site of any country can become a World Heritage Site.

1. Inclusion of the name of a site from the tentative list to the nomination file.
2. Name of the site is inscribed on the World Heritage list after meeting the criteria.
3. Inclusion of the name of site for the nomination in a tentative list after an inventory in the country or the state.
4. Decision of the World Heritage Committee after review of the nominated file.
5. A review of the file included by the advisory bodies.

Answer:



(1) Inclusion of the name of site for the nomination in a tentative list after an inventory in the country or the state.



(2) Inclusion of the name of a site from the tentative list to the nomination file.



(3) A review of the file included by the advisory bodies.



(4) Decision of the World Heritage Committee after the review of the nominated file.



(5) Name of the site is inscribed on the World Heritage list after meeting the criteria.

8. Match the pairs to define different roles of the World Heritage Sites.

Question 1.

Match the pairs to define different roles of the World Heritage Sites.

	<b>A</b>		<b>B</b>
1.	Identify cultural and natural sites	a	green, local based, stable and decent jobs
2.	Identify sites of	b	of outstanding universal value across countries
3.	Identify sites that represent	c	preserve outstanding sites and natural resources
4.	UNESCO seeks to	d	tourism
5.	World Heritage Sites should have	e	an asset for economic development and investment
6.	World Heritage Sites should	f	protect these sites
7.	World Heritage Sites serve as	g	best examples of world's cultural and/or natural heritage
8.	World Heritage Sites should ensure	h	special importance for everyone
9.	It should at large develop	i	relevant development plan policies

Answer:

Column 'A'	Column 'B'
1. Identify cultural and natural sites	(b) of outstanding universal value across countries.
2. Identify sites of	(h) special importance for everyone.
3. Identify sites that represent	(g) best examples of world's cultural and/or natural heritage.

4. UNESCO seeks to	(c) preserve outstanding sites and natural resources.
5. World Heritage Sites should have	(i) relevant development plan policies.
6. World Heritage Site should	(f) protect these sites.
7. World Heritage Site serve as	(e) an asset for economic development and investment.
8. World Heritage Site should ensure	(a) green, local based, stable and decent jobs.
9. It should at large develop	(d) tourism.

9. Do you know the difference between

[

 World heritage.  
 Cultural heritage.
 
?

Refer to a dictionary/encyclopedia/reference books/website/google search to get the detailed meaning.

Question 1.

Do you know the difference between:

- World heritage.
- Cultural heritage.

Refer to a dictionary/encyclopedia/reference books/website/google search to get the detailed meaning.

Answer:

**World Heritage:** As per UNESCO, World Heritage is the designation for places on Earth that are of outstanding universal value to humanity and as such, have been inscribed on the World Heritage List to be protected for future generations to appreciate and enjoy.

**Cultural Heritage:** Cultural Heritage means elements of great human value and creation. These could be tangible or intangible cultural heritage. Tangible Cultural Heritage include paintings, coins, sculptures, monuments, shipwrecks ruins, archaeological sites etc. Intangible Cultural Heritage can include traditions, performance arts, rituals etc.



10. Following are the ways to preserve 'World Heritage Sites.' Transfer these points into a small paragraph. Suggest a suitable title.

- Practical conservation of posterity
- Human/animal trespassing
- Unmonitored/uncontrolled/unrestricted access
- Threat of local administrative negligence

Question 1.

Following are the ways to preserve 'World Heritage Sites.' Transfer these points into a small paragraph. Suggest a suitable title.

- Practical conservation of posterity
- Human/animal trespassing
- Unmonitored/uncontrolled/unrestricted access
- Threat of local administrative negligence

Answer:

Preserving 'World Heritage Sites' for Future Generations Let us be sensible and practical to preserve our World Heritage Sites for future generations. It depends on well-organized and well-managed plan, The plan should be skillfully monitored and implemented to the details. It is the responsibility of the country where it is situated. So it is our national duty to protect or restore the Heritage Sites.

To maintain the original, natural characteristics of the site we must take utmost care and prevent them from being lost, damaged or destroyed. We must use funds and resources allocated by our state and the World Heritage Fund for mending and repairing work. Many a times, human and animal trespassing damage, deface and make them ugly and insecure.

Their activities and disturbances should be controlled and restricted to retain their natural beauty and grandeur. Buildings, structures, historical monuments and natural beauty should be taken care of.

In many cases, the local administrators are lethargic and they are responsible for the damages. The administrative apathy and negligence are the threats to our Heritage sites. Strict actions should be taken against them for their neglect to protect the sites. Everyone of us, who visit the sites, should have a sense of national pride in preserving our World Heritage sites for the sake of our future generations.

11. Find from the text minimum 8 words related to cultural heritage and make a word register. Arrange them in an alphabetical order:

Question 1.

Find from the text minimum 8 words related to cultural heritage and make a word register. Arrange them in an alphabetical order:

Answer:

Words related to cultural heritage:

1. temples
2. culture
3. literature
4. artefacts
5. sites
6. territory
7. monuments
8. art

Alphabetical order: art, artefacts, culture, literature, monuments, sites, temples, territory.

13. Rewrite the following sentences using 'not only but also' and 'as well as' in 2 separate sentences.

Question i.

UNESCO and the International Council on monuments initiated a draft convention to create an international organisation responsible for protecting cultural heritage.

Answer

1. Not only UNESCO but also the international council on monuments initiated a draft convention to create an international organisation responsible for protecting cultural heritage.
2. UNESCO as well as the International council on monuments initiated a draft convention to create an international organisation responsible for protecting cultural heritage.

Question ii.

The state parties are responsible for identifying and nominating new sites.

Answer

1. The State Parties are responsible not only for identifying but also for nominating new sites.
2. The State Parties are responsible for identifying as well as nominating new sites.

Question iii.

Opera House in Australia and the Historic Center of Vienna in Austria are cultural sites of World Heritage.

Answer

1. Not only Opera House in Australia but also the Historic Center of Vienna in Austria are

cultural sites of the World Heritage.

2. Opera House in Australia as well as the Historic Center of Vienna in Austria are cultural sites of the World Heritage.

Question iv.

World Heritage Sites can be a combination of both cultural and natural areas.

Answer

1. World Heritage Sites can be a combination of not only cultural but also natural areas.
2. World Heritage Sites can be a combination of cultural as well as natural areas.

Question v.

To protect the temples and artifacts. UNESCO launched an international campaign.

Answer

1. To protect not only the temples but also artifacts, UNESCO launched an international campaign.
2. To protect the temples as well as artifacts, UNESCO launched an international campaign.

14. Rewrite the following sentences replacing 'as soon as' by 'No sooner than.'

(Note: The phrase, 'No sooner' must always be followed by an auxiliary (helping verb).

For example : As soon as he came, they all gave an applause.

No sooner did he come, than all gave an applause.

- (a) As soon as the Bill is passed, it will become an Act.
- (b) As soon as the thief escaped, the family informed the police.
- (c) As soon as you have finished, you can submit your answer – papers.
- (d) As soon as they can manage, they should change their house.
- (e) As soon as the bell will ring, the School Assembly will start.

Question 1.

Rewrite the following sentences replacing 'as soon as' by 'No sooner... than...'

- (a) As soon as the Bill is passed, it will become an Act.
- (b) As soon as the thief escaped, the family informed the police.
- (c) As soon as you have finished, you can submit your answer-papers.
- (d) As soon as they can manage, they should change their house.
- (e) As soon as the bell will ring, the School Assembly will start.

Answer:

- (a) No sooner is the Bill passed than it will become an Act.
- (b) No sooner did the thief escape than the family informed the police.

- (c) No sooner have you finished than you can submit your answer papers.
- (d) No sooner can they manage than they should change their house.
- (e) No sooner will the bell ring than the School Assembly will start.

15. Prepare a 'tourism leaflet' on any one of the following. (You may refer to the points given in Warming Up.)

- (A) Your Home Town
- (B) A Historical Place
- (C) A Place of Natural Beauty
- (D) A Place of Pilgrimage

Question 1.

Prepare a 'tourism leaflet' on any one of the following. (You may refer to the points given in Warming Up.)

- (A) Your Home Town
- (B) A Historical Place
- (C) A Place of Natural Beauty
- (D) A Place of Pilgrimage

Answer:

(उत्तराकरिता Warming Up! मधील Kolhapur विषयी दिलेले पर्यटन माहितीपत्रक पाहा.)

16. Project :

Question a.

Make a list of sites from our State that are included in the World Heritage Sites. Try to visit one of them. Write the importance of that World Heritage Site. Also write your impression of it in your notebook.

Live English:

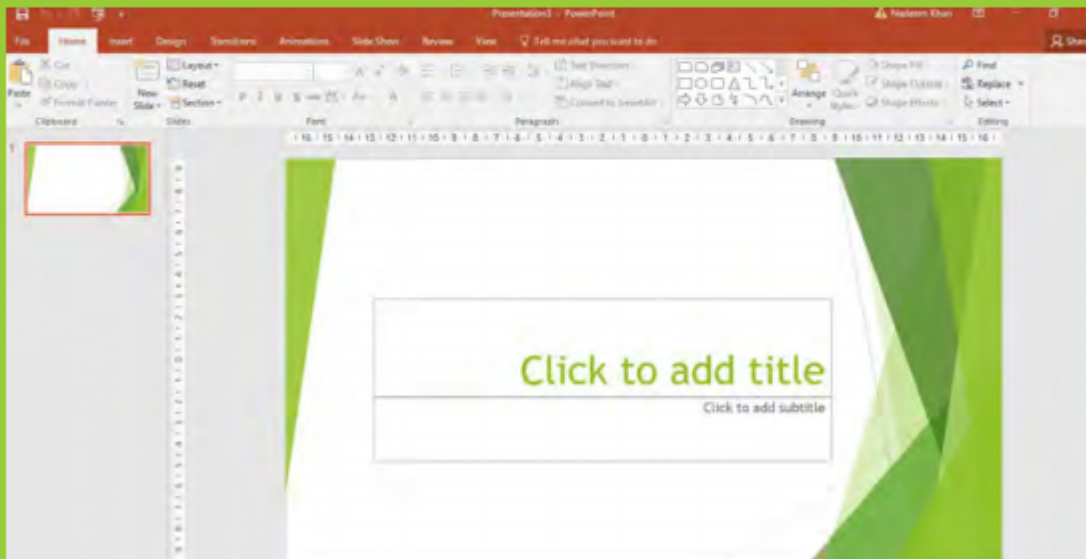
Question a.

Making PowerPoint Presentation:

Answer:

## Step 1: Open Microsoft Power Point

Step 2: Go to File at the top of the screen and click "New". Choose Blank Presentation or any of the Templates from the right side of your screen. Click it to create new Presentation 1.



### Step 3: Slide Design

You may choose a different color and design for your template by clicking on “Design” button in the Menu option.

### Step 4: Adding Text

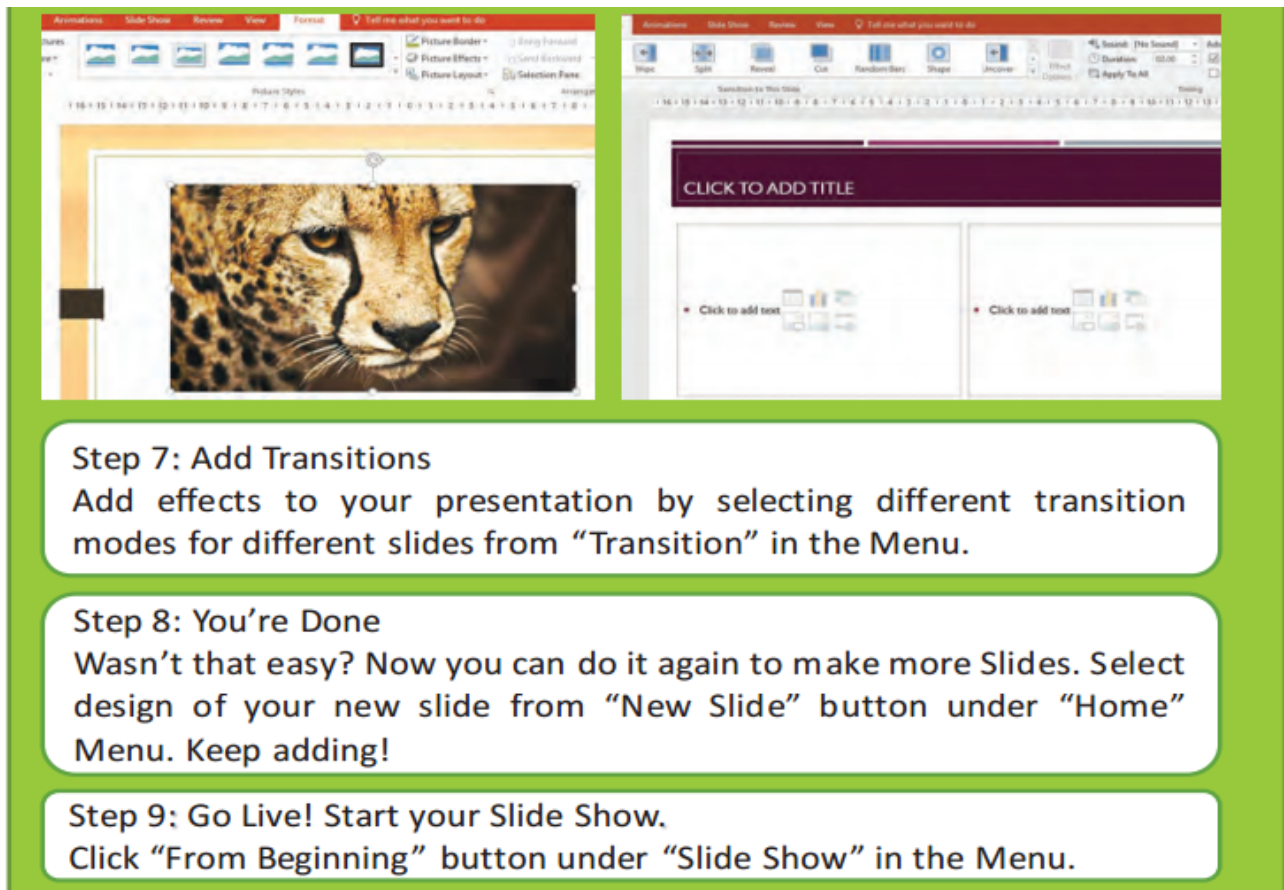
Enter your text by clicking and then typing in the box titled “Click to Add Text” or “Click to Add Title” on the Slide 1.

### Step 5: Adding Pictures

Click on **Insert** in the File and click on “Pictures” to add picture from your computer. Or just Drag and Drop the picture in Slide layout from the folder in your computer.

### Step 6: Resizing Pictures

You may change the size of your picture by clicking on the picture. The picture will then have black lines around it with small bubbles or boxes in the corners. Place your mouse over the bubbles or boxes and click. Holding the mouse pointer down, drag the picture to the size you want. Various image formatting tools can be accessed from “Format” in the Menu.



### Step 7: Add Transitions

Add effects to your presentation by selecting different transition modes for different slides from “Transition” in the Menu.

### Step 8: You’re Done

Wasn’t that easy? Now you can do it again to make more Slides. Select design of your new slide from “New Slide” button under “Home” Menu. Keep adding!

### Step 9: Go Live! Start your Slide Show.

Click “From Beginning” button under “Slide Show” in the Menu.

Question b.

Rearrange the following steps of creating a PowerPoint slide in proper sequence:  
(Answers is directly given.)

Answer:

1. Open Microsoft PowerPoint.
2. Click ‘New’ to create Blank Presentation.
3. Add New Slide from Home menu.
4. Click to add Text and Title in the slide.
5. Add Pictures by clicking ‘Insert’ button.
6. Resize your pictures or graphics.
7. Add effects from “Transition” menu.
8. Add New slide from Home menu.
9. Save your slide and start slide show from the beginning.

Question c.

Follow the slide Handout on ‘Types of Sentences’ given on coursebook page No. 85. Create similar slide Handout on any one of given topics:

Slide 1

## Types of Sentences

:Presented By:  
XYZ  
ABC School

Slide 2

### Definition of Sentence

A group of meaningful words that conveys a sense and is complete in itself.

Slide 3

### Types of Sentence

- Assertive
- Imperative
- Interrogative
- Exclamatory

Slide 4

Assertive makes a statement.  
Imperative makes a request or gives order, command.  
Interrogative asks a question. (WH or Verbal)  
Exclamatory strong expressions.

Slide 5	Contains mainly	Ends With
ASSERTIVE	Subject	Full Stop
IMPERATIVE	Verb	Full Stop
INTERROGATIVE	Wh-word /Supp. Verb	?
EXCLAMATORY	Interjection	!

Slide 6

## Thank You !

1. pollution
2. Modes of Transport
3. Our Solar System
4. The United Nations

Question d.

Tips for writing an effective Slide Handout

Answer:

1. Begin with writing a Title and name of presenter on the Slide 1.
2. Write points you want to explain in main bullet points in the Slide 2.
3. Give meanings, definitions and examples in bullet points.
4. Use aphoristic style of language, give only main points.
5. Give your contact number and email ID for feedback towards the end)

Question e.

Tips for making an effective Power point Presentation

Answer:

1. While speaking, show your passion and use positive body gestures.
2. Start strongly try to connect with your audience using appropriate.
3. Keep it simple: concentrate on your core message.
4. Smile and make eye contact with your audience.



5. Conclude on positive note.

Question f.

The 10/20/30 rule of Power Point

Answer:

( If you are not familiar with the 10/20/30 Rule of PowerPoint created way back in 2005 by Guy Kawasaki, here's how it goes:

“The most effective Power Point presentations should contain no more than 10 slides, last no longer than 20 minutes, and feature font no smaller than 30 points.”