

# Maharashtra Board Class 10 My English Coursebook Solutions Chapter 1.5 His First Flight

---

English Workshop:

1. State whether the following statements are true or false.

Question 1.

State whether the following statements are true or false.

- (a) The young seagull was not confident about the ability of his wings.
- (b) The young seagull's parents guided and improved his siblings in the art of flying.
- (c) When the young seagull pretended to be falling asleep, his parents noticed him.
- (d) Flying across the young seagull, the mother dropped a piece of fish into his beak.

Answer:

- (a) The young seagull was not confident about the ability of his wings. – True
- (b) The young seagull's parents guided and improved his siblings in the art of flying. – True
- (c) When the young seagull pretended to be falling asleep, his parents took notice of him. – False
- (d) Flying across the young seagull, the mother dropped into his beak a piece of fish. – False

2. Complete the following statements.

Question 1.

Complete the following statements.

(a) The seagull was afraid to fly because .....

.....

(b) Young birds are afraid to make their first flight because .....

.....

(c) Human beings find it difficult to face great challenges because .....

.....

Answer:

(a) the seagull is afraid to fly because he thought that his small, short wings would never support him to fly and he would fall and drown in the sea.

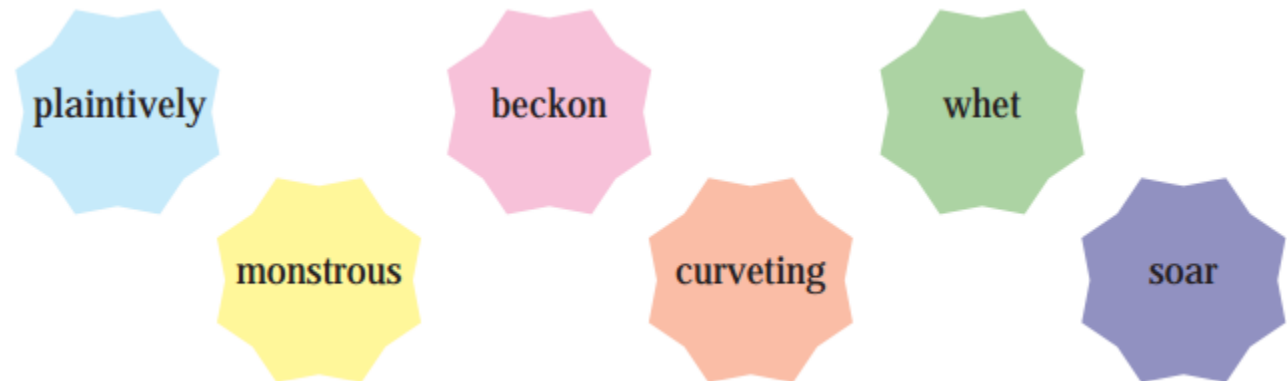
(b) Young birds are afraid to make their first flight because they are not confident at their first flight.

(c) Human beings find it difficult to face great challenges because I think, human being also finds it a challenge to take its first steps. It is their natural instinct. When they try to stand and then to take further steps, they are afraid of falling and getting injured, so they are cautious and alert but do not give up.

3. Read the following words carefully and make meaningful sentences of your own, and write in your notebook.

Question 1.

Read the following words carefully and make meaningful sentences of your own, and write in your notebook.



4. Read the following words carefully and fill in the blanks by choosing appropriate word given in brackets.

Question 1.

Read the following words carefully and fill in the blanks by choosing appropriate word given in brackets.

(afraid, plunged, appeared, shrilly, skimmed, devoured, cowardice)

- (a) Arun is full of .....
- (b) The violin played very .....
- (c) Ravi said, "Are you really ..... of the dark?"
- (d) The whole village ..... into darkness.
- (e) The lions ..... their prey, hungrily.
- (f) He ..... through the report.
- (g) One by one, the stars ..... in the sky.

Answer:

- (a) Arun is full of cowardice.
- (b) The violin played very shrilly and merrily.
- (c) Ravi said, "Are you really afraid of the dark?"
- (d) The whole village plunged into darkness.
- (e) The lions devoured their prey, hungrily.
- (f) He skimmed through the report.
- (g) One by one, the stars appeared in the sky.

5. Read about the space mission of Sunita Williams. Imagine you are going to interview her. Frame 10 to 12 interview relevant questions regarding –

1. her early life, training
2. education
3. her actual flight into space
4. future plans
5. her message to viewers.

Question 1.

Read about the space mission of Sunita Williams. Imagine you are going to interview her. Frame 10 to 12 interview relevant questions regarding –

Answer:

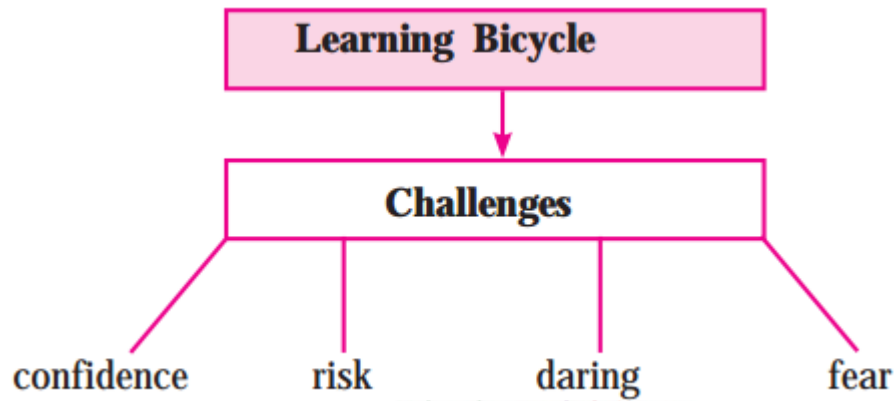
Interview Questions to Sunita Williams :

Hello Madam! Congratulations on your great achievements in the Space Mission! May I ask you a few questions about your career and mission?

1.

1. Could you please tell me about your birthplace, family and early education?
2. What motivated you to do M.Sc. in engineering Management? Where did you do it?
3. What was your experience as a Naval Aviator in 1989?
4. When and where did you begin your Astronaut Candidate Training?
5. When were you selected by NASA for Astronaut Program?
6. Will you please tell me about your experience at NASA?
7. How did you feel when you were aboard the space shuttle Discovery to join the Expedition 14?
8. How many days did you stay in the space during the Expedition 14?
9. You have eclipsed the record in space by a woman. What was that record?
10. What can you tell me about your second Expedition 32/33. What was your part in it?
11. You took to the ISS a copy of Bhagavat Gita and a figurine of the God Ganesh and samosas. What was the thought behind it?
12. How did the Government of India honour you? Why?
13. What is your message to the young Indian generation?

6. Describe in your notebook the challenges you faced while learning to ride a bicycle, swimming or any skill. Take hints from the web to complete your write-up.



#### Question 1.

Describe in your notebook the challenges you faced while learning to ride a bicycle, swimming or any skill. Take hints from the web to complete your write-up.

Answer:

Riding a Bicycle:

Though some people think that riding a bicycle is a very simple easy thing, but it is not true. It is a challenging job. When you begin to learn cycle you must have to drive away and win over the fear of falling. While riding a cycle you are bound to fall once or twice or more and may get injured. So you must be bold and forget your fear of falling.

Secondly as a beginner don't fully depend on a trainer or a supporter, otherwise you will never learn cycling. You should ride on your own with determination. You must be steady, stable and patient. You will have to look straight ahead of you and not to the handle or pedal or anywhere else. Sit properly on the seat and hold the handle firmly. Balancing is the next task/challenge. Be alert and ride the cycle carefully.

Pay attention to the vehicles coming in your way and you should be able to avoid them or there will be a possibility of an accident. Your concentration must be only on riding. Remember the traffic rules and follow them. After practising a lot you will be able to ride a bicycle confidently.

#### 7. Project :

##### Question a.

Collect the career options related to flying. Find out the institutes where training of your options is given.

Find out the detailed information about the fees, duration of training and future prospects of it.

Answer:

(Students should collect the information asked for and present them in their class.)

Question b.

Collect or draw different pictures of birds from your surroundings and write about them.  
Make a chart with some information about each.

Answer:

(Make a chart with some information about the birds.)

Language Study:

1. There are words that have the same pronunciation but differ in spellings. They are called Homophones. For example, (a) fair – fare (b) know – no Sometimes the words have the same spellings and pronunciation but can have different meanings in different situations.

They are called Homographs.

For example:

(a) watch – observe watch – portable timepiece

(b) fair – not very good, not very bad

fair – an exhibition and sale of items

fair – of complexion, skin tone

Note: Homophones and Homographs are together known as Homonyms.

Give the Homophones of the following.

(a) blue .... (b) bear ..... (c) beet..... (d) to..... (e) son .....

Question 1

Give the Homophones of the following.

Answer:

(a) blue – blew

(b) bear – bare

(c) beet – beat

(d) to – two

(e) son – sun

2. Find from the lesson the Homophones of the following.

Question a.

Pick the Homophones from the text.

1. see –

2. wood –

3. there –

4. scene –

5. won –

6. eye –

- 7. peace –
- 8. threw –
- 9. hence –
- 10. knot –

Answer:

- 1. see – sea
- 2. wood – would
- 3. there – their
- 4. scene – seen
- 5. won – one
- 6. I – eye
- 7. peace – piece
- 8. threw – through
- 9. hence – hens
- 10. knot – not

Question b.

Explain how the underlined Homographs differ in meaning.

- 1. (a) He saw his two brothers. ....
- (b) The woodcutter cut the weakened branch with his sharp saw .....
- 2. (a) The bird injured his wings. ....
- (b) He lives in the ‘c’ wing of the building. ....
- 3. (a) The aeroplane will land at 9.00 pm. sharp. ....
- (b) He owns 10 acres of land .....
- 4. (a) The head of the institution was on leave. ....
- (b) He bent his head down with chin. ....

Answer:

- 1. (a) He saw his two brothers.
- (b) The woodcutter cut the weakened branch with his sharp saw.

Answer:

In the sentence:

- (a) the Homograph ‘saw’ is the past tense of the word ‘see’.

In the sentence:

- (b) the Homograph ‘saw’ means a tool of a carpenter used for cutting wood.

- 2. (a) The bird injured his wing.
- (b) He lives in the ‘C’ wing of the building.

Answer:

In the sentence:

(a) the Homograph 'wing' means the part of the body of a bird used for flying.

In the sentence:

(b) the Homograph 'wing' is one of the parts of a large building.

3. (a) The aeroplane will land at 9.00 pm. sharp.

(b) He owns 10 acres of land.

Answer:

In the sentence

(a) the Homograph 'land' means to come down through the air onto the ground.

In the sentence

(b) land means an area of ground used for some purpose.

4. (a) The head of the institution was on leave.

(b) He bend his head down with respect.

Answer:

In sentence

(a) head means the person in charge of an institution/organization.

In sentence

(b) head means the part of the body on top of the neck.

3. Read the following sentences carefully, underline the verbs and find out the tenses in the sentences.

Question 1.

(a) The sun was now ascending the sky.

(b) Still they took no notice of him.

(c) She is standing on a little high hump on the plateau.

(d) He leaned out eagerly.

(e) He just felt dizzy.

Answer:

(a) The sun was now ascending the sky. – Past Continuous Tense

(b) Still they took no notice of him. – Simple Past Tense

(c) She is standing on a little high hump on the plateau. – Present Continuous Tense

(d) He leaned out eagerly. – Simple Past Tense

(e) He just felt dizzy. – Simple Past Tense

Live English :

Form Filling:

Form filling is a skill. It is a functional skill and a life skill. Today, a big amount of data is collected offline and online through forms. From a tedious task to an interesting task, the online tools have made form filling a unique experience. We will see how offline and online forms are filled and what steps are followed and what care is taken while filling the forms.


Preparing for the form filling process:

- Gather all the essential information. (personal, professional, educational etc.)
- Verify names, addresses, references, contact details to be entered.
- Know the information not to be provided.
- Get a template and create a model form.

Question 1.

# Admission Form

---



Upload  
Student's  
Passport Size  
Photograph

Student's Name: \_\_\_\_\_  
(First Name) \*                      (Middle Name) \*                      (Surname) \*

Father's Name: \_\_\_\_\_  
(First Name) \*                      (Middle Name)                      (Surname) \*

Mother's Name: \_\_\_\_\_  
(First Name) \*                      (Middle Name)                      (Surname) \*

Admission Sought to Class \*  ▼                      Need Transport Facility     Yes     No

---

## Student's Details

Address* : _____ _____	Medical History: _____ <small>(If Any)</small>
_____	Name of the Last School Attended* : _____
_____	_____
Date of Birth* : <input type="text" value="DD"/> ▼ / <input type="text" value="MM"/> ▼ / <input type="text" value="YY"/> ▼	and Passed Class* : _____
Place of Birth* : _____	Skills/ Talents of the child: _____

*Fields marked \* are mandatory.*



# Admission Form

## Parents' Details

Father's Qualification\*: \_\_\_\_\_ Occupation\*: \_\_\_\_\_


Mobile No.\*: \_\_\_\_\_ E- mail: \_\_\_\_\_

Mother's Qualification\*: \_\_\_\_\_ Occupation\*: \_\_\_\_\_

Mobile No.\*: \_\_\_\_\_ E- mail: \_\_\_\_\_

Name of Brother or Sister Schooling Here: \_\_\_\_\_ Std:  Since:

## Required Documents

Upload the scanned copies of the following documents\*: 

1. Leaving Certificate
2. Marksheet
3. Birth Certificate
4. Aadhar Card

Fields marked \* are mandatory.

SUBMIT

Answer:

## Admission Form

Student's Name : <u>Rahul</u>	Mohan	Rege
<small>(First Name)*</small>	<small>(Middle Name)*</small>	<small>(Surname)*</small>
Father's Name : <u>Mohan</u>	Shantaram	Rege
<small>(First Name)*</small>	<small>(Middle Name)*</small>	<small>(Surname)*</small>
Mother's Name : <u>Sunita</u>	Mohan	Rege
<small>(First Name)*</small>	<small>(Middle Name)*</small>	<small>(Surname)*</small>

Upload  
student's  
passport  
size photo

Fields marked\* are mandatory

Admission Sought to Class\*  VIII Need Transport Facility  Yes  No

### Student's Details

Address : A/5, 503, Shiv Krupa, R. D. Road, Medical History : - NA -  
Dadar (W), Mumbai - 400 028. Name of the Last School Attended : Vikas Vidyalay, Parel, Mumbai

Date of Birth :  /  /  and Passed Class\* : \_\_\_\_\_

Place of Birth Mumbai Skills/Talents of the child : - NA -

## Admission Form

Father's Qualification : <u>B.Sc.</u>	Occupation : <u>Catering</u>
Mobile No. : <u>99200XXXXX</u>	E-mail: <u>mohan123xxxx</u>
Mother's Qualification : <u>S.S.C.</u>	Occupation : <u>Housewife</u>
Mobile No. : <u>99200XXXXX</u>	E-mail : <u>sunita456xxxx</u>

Name of Brother or Sister Schooling Here : Chandani Std :  Since :

### Required Documents

★ Upload the scanned copies of the following documents

1. Leaving Certificate 2. Marksheet 3. Birth Certificate 4. Aadhaar Card