

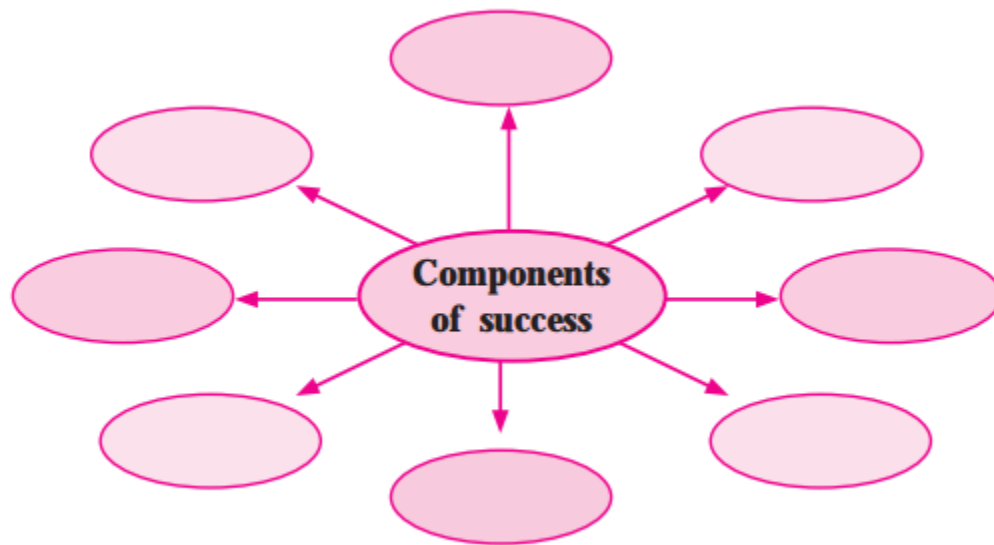
Maharashtra Board Class 10 My English Coursebook Solutions Chapter 1.4 Be SMART

English Workshop:

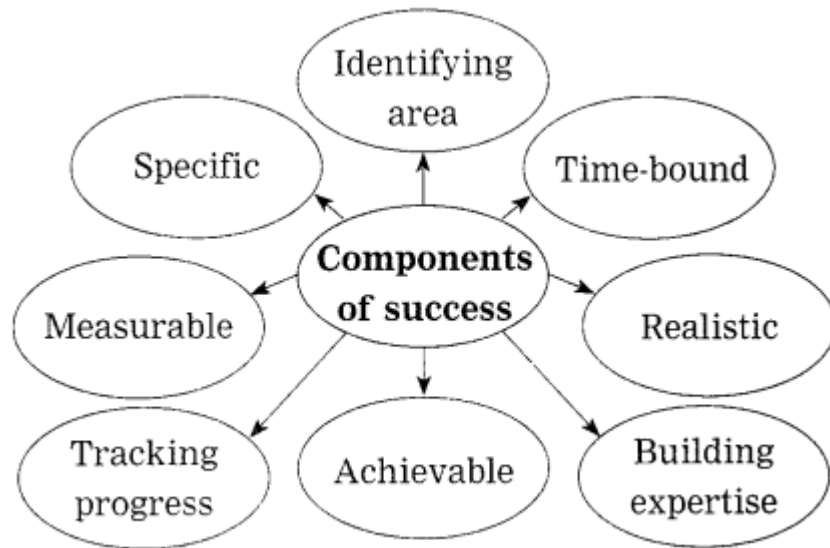
1. Complete the following web with the words associated with the passage and the given title :

Question 1.

Complete the following web with the words associated with the passage and the given title



Answer:



2. (A) Pick out examples from the text that support each of the following facts :

Question a.

Goals should be achievable.

Answer:

Example: We can't become a President, a Prime Minister, but we can hope to hold the office of an important social worker and deliver results.

Question b.

A time-limit should be set to achieve goals.

Answer:

Example: To reduce weight we know how to go about it. But without consistent time-bound action, it never becomes a reality. It may be exercise, diet and stress-free thoughts. All these have to be practised and implemented within a deadline.

Question c.

A specific field/area has to be fixed to achieve goals.

Answer:

Example: If it is building a house, what exactly is the capacity required and how long can it stretch?

Question d.

Good results depend upon the quality and quantity of work put in.

Answer:

Example: Life is like a trumpet. If we don't put anything in, we can't get anything out.

Question e.

A benchmark is needed to track progress.

Answer:

Example: While playing football, a player's exact role and position has to be clearly defined.

3. Complete the following sentences.

Question 1.

Complete the following sentences

(a) SMART goals are

(b) Two valuable assets of setting goals are

Answer:

(a) SMART goals are a methodology of thinking that helps people reach success.

(b) Two valuable assets of setting goals are-a ! sense of originality and a stepping stone to illuminate the path.

4. Read this quote.

'If we don't put anything in, we can't get anything out.' Guess the meaning. Discuss in pairs and find similar quotes that bring in the same meaning.

Question 1.

'If we don't put anything in, we can't get anything out.' Guess the meaning. Discuss in pairs and find similar quotes that bring in the same meaning.

(a) You reap as you sow

(b) Input is equal to output

(c)

(d)

(e)

Answer:

(a) As you sow, so shall you reap.

(b) Input is equal to output.

(c) No pains, no gains.

(d) Nothing ventures, nothing have.

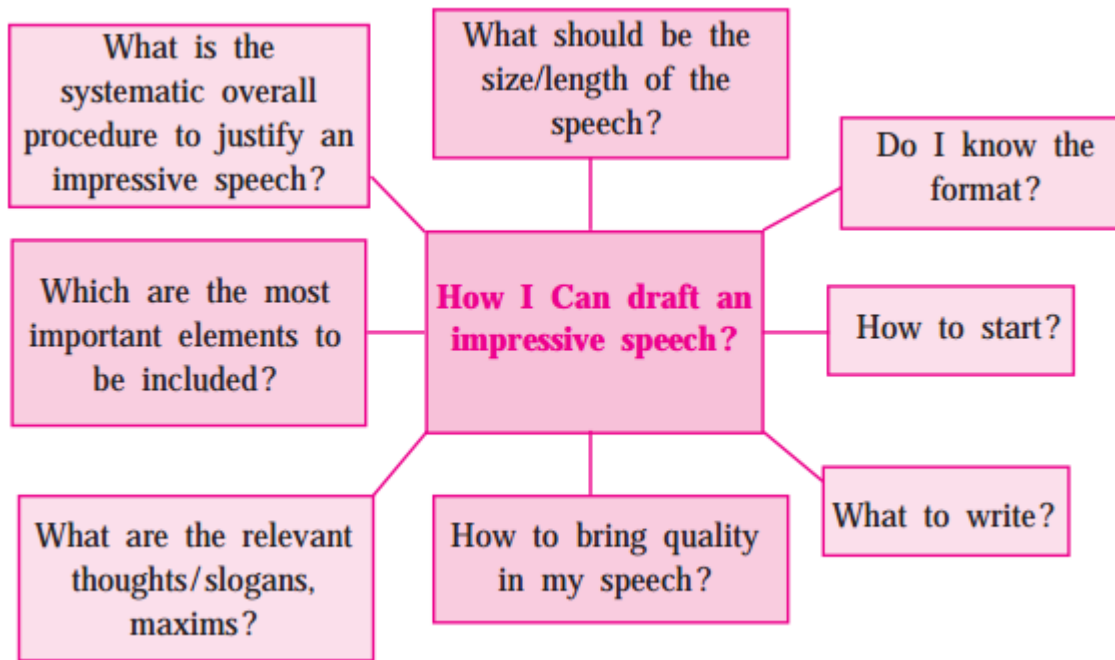
(e) The longer you work, the more you get.

(f) Well begun is half done.

5. Drafting a Speech. Discuss in groups each block and make notes about it.

Question 1.

Drafting a Speech. Discuss in groups each block and make notes about it.



Answer:

Do it yourself.

6. Speech development

(A) Content

- (a) Greeting and introduction of the topic
- (b) Exposition of main theme/clarity of message/organised thoughts and ideas.
- (c) Moral and practical application with examples.
- (d) Conclusion

(B) Speaking Presentation

- (a) Verbal clarity – pronunciation of words, voice modulation and projection.
- (b) Presentation/Speaking style – mannerism, audience eye contact, ability to keep the audience engaged.
- (c) Confidence – gestures and expressions, stage courage

(C) Useful phrases and vocabulary

- (a) It's pleasure to see you all/I am happy to see you today/It's good to see you all here.
- (b) Today's topic is/My talk is about..... My topic is
- (c) The purpose/aim of this speech.
- (d) I will focus on one/two/three major issues.
- (e) If you have any question, feel free to ask me.

Answer:

Do it yourself.

7. Dos and Don'ts for delivering a speech. Add some more points.

Dos	Don'ts
Talk slowly	Don't mumble
Emphasize key words	Don't look up/down
.....
.....
.....
.....
.....

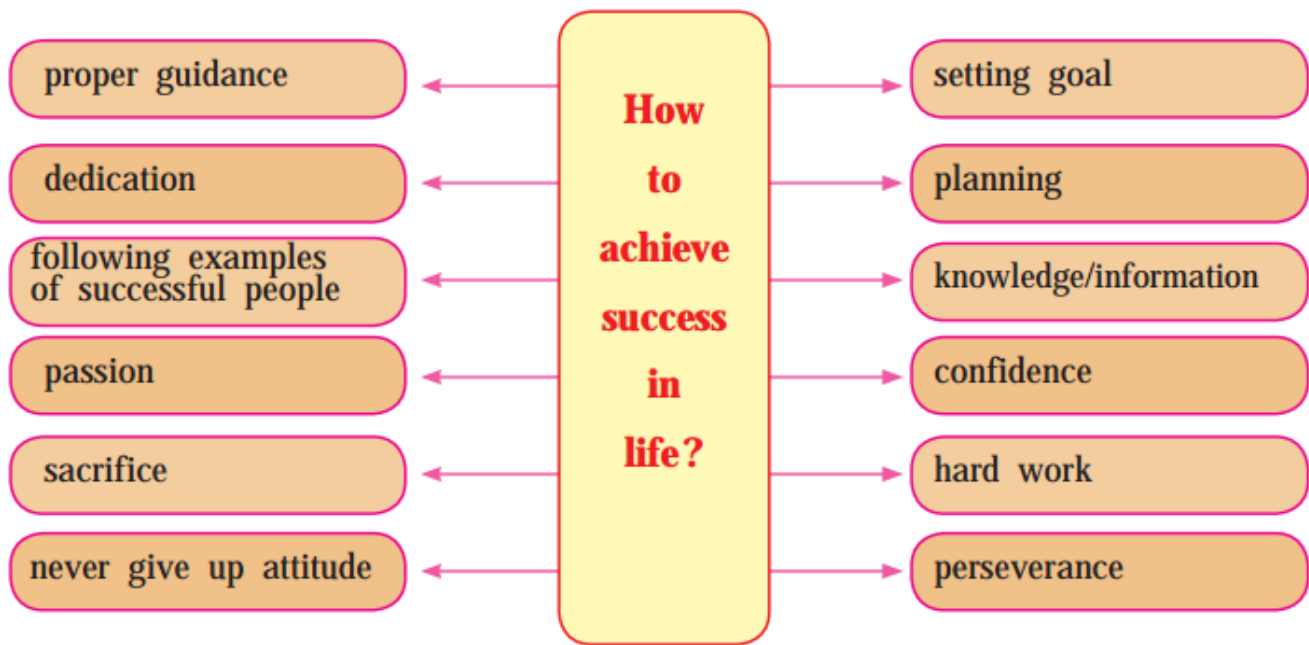
Answer:

Dos	Don'ts
Talk slowly	Don't mumble
Emphasize keywords	Don't look up /down
Be confident	Don't use too many hand gestures
Maintain a good posture	Don't keep your speech too lengthy
Make eye contact with the entire audience	Don't repeat the same words multiple times

8. You are going to participate in interschool elocution competition. The subject given to you is "How to achieve success in life." Draft a speech to present it, in a competition.

Question 1.

You are going to participate in interschool elocution competition. The subject given to you is "How to achieve success in life." Draft a speech to present it, in a competition.



Answer:

How to achieve success in life?

Honourable chairperson, respected headmaster, teachers and my dear friends. Today I am going to give my speech on “How to achieve success in life.” I request you to listen to me carefully. So my friends, success is very important in everyone’s life.

Everyone has a dream of becoming a successful human being in life. There is a good saying that, “Success is a journey and not a destination.” How true it is! If we look at the life of all successful people, we realize the truthfulness of the statement. The definition of success is different for every person. For a child, success is to solve a puzzle, for a S.S.C. student, success is to get good marks, for a businessman, success is to get a contract and for grandparents, success is to see the whole family live happily together.

Everyone wants to become rich and successful in life. To achieve ambition, there are many steps which are to be followed. First of all, we have to set our goal, means we have to decide what we are and what we want to be. So proper plan and execution of the plan are very important. The tragedy of life does not lie in not reaching the goal, the tragedy lies in having no goal to reach.

For a great success we need a lot of confidence, patience, knowledge, perseverance and hard work. We should not waste our time because time is money. Don’t compare yourself with any other person in the world. If you do so you are demeaning yourself. The main thing is that we should always think positively and never give up hope. Many of our failures are the people who did not realize how close they were to success when they gave up.

Always remember that the word “Impossible” means, I’m possible and if destiny is accompanied with the three D’s : determination, dedication and devotion, then everything becomes possible. We should learn from our own mistakes. We should always follow in the footsteps of great, successful people. Let’s take an example of Dhirubhai Ambani.

He was born in a poor family, but struggled a lot to achieve his ambition and never gave up hope because he knew that there is always a room at the top. He kept the hope alive in his heart and tried his level best and as you know he became one of the richest industrialists in the world. After all, no gains, without pains.

There is a great saying that successful people do not do different things, they do the things differently. So work hard, continuously. God’s blessings are always there with you. Thank you for listening to me carefully.

Jai Hind.

9. Project Work :

Your goal, this year, is to successfully pass out from secondary school. So let us be SMART and note down the following.

(a) Specific Area :

(Subjects) and number of units/lessons

1. English 4 units
2.
3.
4.
5.
6.

(b) Measurable :

Comparison of scores in previous examinations and in recent one.

Test I	Test II	Semester I
1. Poor	Fair	Fair
2.		
3.		
4.		
5.		
6.		

(c) Achievable goal :

(Target scores/performance in SSC Exams.)

1. Good %

2.

3.

4.

5.

6.

(d) Realistic approach :

Plan of action that matches with your expertise/resources.

For example :

1. Make a study time table and follow it regularly.

2.

3.

4.

5.

(e) Time-bound Action :

Days required for revision

Subject	Days for revision
1. English	
2.	
3.	
4.	
5.	
6.	

Answer:

Do it yourself.